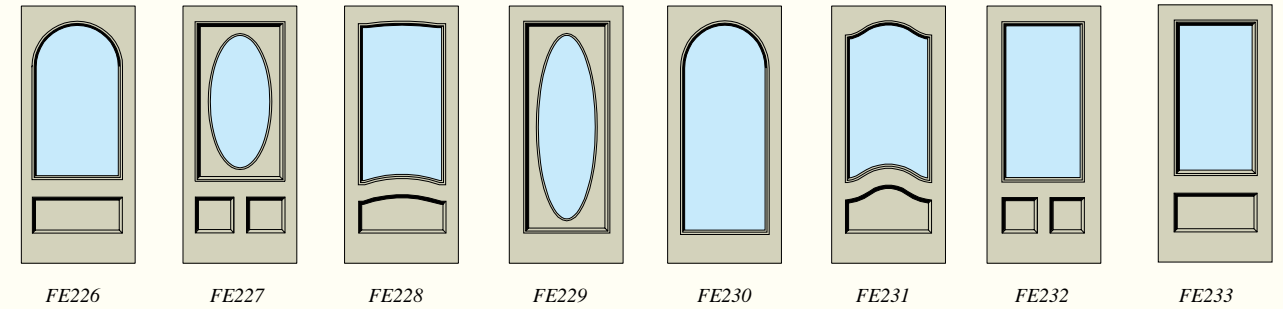


# Choose your door and sidelite shapes, panel styles and detailing.

Hurd entry doors are available in 1-3/4" or 2-1/4" thicknesses. Standard widths are 34", 36", 38", 40" and 42". Maximum height is 9' (108"). Most of our doors are also available in camber, half-round and quarter-round tops with coordinating sidelites. Panels can be wood or glass with a variety of decorative glass and grille options. Wood panels can be flat, raised, v-groove or cross-buck with optional raised mouldings. Standard stiles, cross rails and head rails are 5-5/8". Sill rails are 9-1/4". The stiles and rails are made from engineered wood for added strength and dimensional stability. Custom stiles and rails are available.



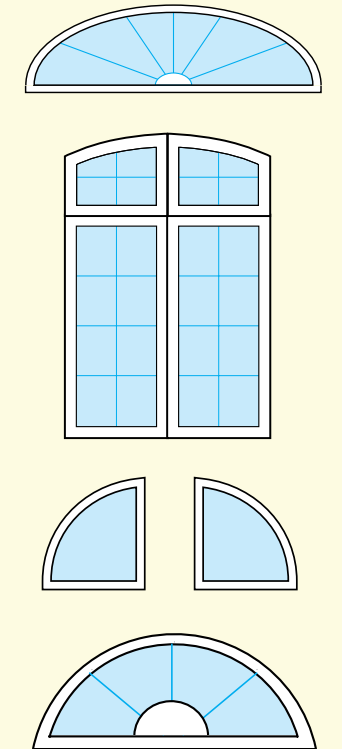
Custom sizes are definitely available.  
Note: Professional installation is recommended.



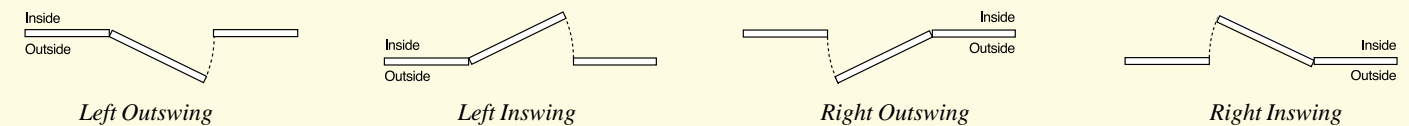
Optional raised mouldings are a quality touchpoint.

The only way to top a Hurd entry system.

Complement your front door with an elliptical window, transom, quarter-round or half-round.



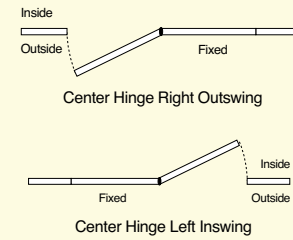
Please specify door hinging when ordering.



Specify hinging as viewed from outside.


# The swinging French entry door.

Center hinging also available.



Optional panel shapes are available.

Ask your distributor about creating truly unique French doors with camber or round tops and custom stile and rail proportioning. Decorative glazing, raised panels and mouldings are also available.



Consult your distributor for various inswing and outswing combinations.



GLASS MO. R.O. BUS	15 5/8	15 5/8-2	19 5/8	19 5/8-2
	68	28 7/8	53 9/16	32 7/8
84 3/16	26 9/16	51 1/4	30 9/16	59 1/4
82 3/4	25 9/16	50 1/4	29 9/16	58 1/4
82 1/4				
73				
89 3/16				
87 3/4				
87 1/4				
78 3/4				
95				
93 1/2				
93				
81 3/4				
98				
96 1/2				
96				

6' 8"				
	FD2482	FD4882	FD2882	FD5682
7'2"				
	FD2486	FD4886	FD2886	FD5686

7'8"				
	FD2492	FD4892	FD2892	FD5692
8'0"				
	FD2496	FD4896	FD2896	FD5696

Glass sizes shown for full light option.

21 5/8	21 5/8-2	23 5/8	23 5/8-2	25 5/8	25 5/8-2	27 5/8	27 5/8-2
34 7/8	65 9/16	36 7/8	69 9/16	38 7/8	73 9/16	40 7/8	77 9/16
32 9/16	63 1/4	34 9/16	67 1/4	36 9/16	71 1/4	38 9/16	75 1/4
31 9/16	62 1/4	33 9/16	66 1/4	35 9/16	70 1/4	37 9/16	74 1/4

FD3082	FD6082	FD3282	FD6482	FD3482	FD6882	FD3682	FD7282
FD3086	FD6086	FD3286	FD6486	FD3486	FD6886	FD3686	FD7286
FD3092	FD6092	FD3292	FD6492	FD3492	FD6892	FD3692	FD7292
FD3096	FD6096	FD3296	FD6496	FD3496	FD6896	FD3696	FD7296